

# March 13th 8th Grade Asynchronous Learning Day

Hi 8th graders!

We hope you are enjoying your day at home and look forward to seeing you tomorrow for your first day of quarter 4! You only have 4! school days left until the first day of continuation week activities! As a reminder, in order to be eligible for continuation week, you must meet the following requirements:

1. An overall attendance percentage of 92% or higher
  - a. Remember, you can attend working lunch, after school tutoring or Saturday School to raise your attendance percentage
2. No D's or F's in any classes for quarter 4 (C's or better!!!)
3. Completed iCAP questions for grades 6th-8th
4. No major or repeated behavior incidents

In order to be prepared for learning tomorrow, please complete the following:

Steps	Who Should Complete	Directions
<b>Step #1:</b> Math	All Students	Complete the math practice on pages 1-2
<b>Step #2:</b> History or Science	Ms. Holloway's Students	Read the history newsela article on page 3-5 and complete the quiz on page 6 after reading
	Ms. McCaffrey's Students	Read the article about waves on page 7 and complete the questions on the right side of the page!
<b>Step #3:</b> Language Arts	Ms. Alley's Students	Complete the quarter 3 reflection on pages 8-11
	Mr. Foote's Students	Complete the gist summary on page 12 after reading the article on page 13
<b>Step #4:</b> Integrated Arts	All Students	Complete the bingo sheet on page 14. You could complete the entire board (blackout), <u>or</u> 5 in a row (normal bingo)!

**Important:** If you come to LC on Tuesday 3/14 with all the above work completed, you will receive a free dress bracelet for Friday 3/17! Packets turned in late will not be eligible for free dress! You ALSO will get an extra 3% attendance point increase!

**Reflection: How will you start AND finish strong in your last quarter in 8th grade Algebra at Bear Valley?** (I will start quarter 4 by... / I will finish my Algebra career by... / In class I will...)

---



---



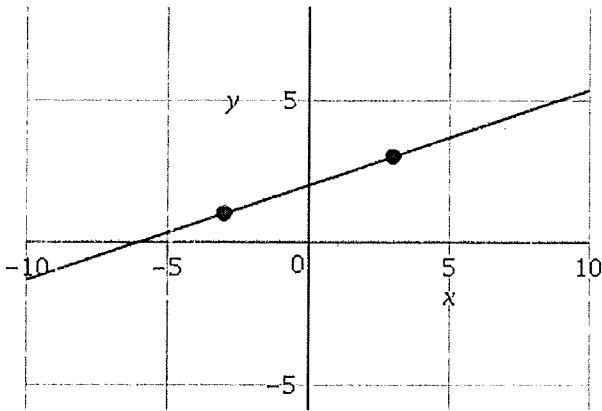
---



---

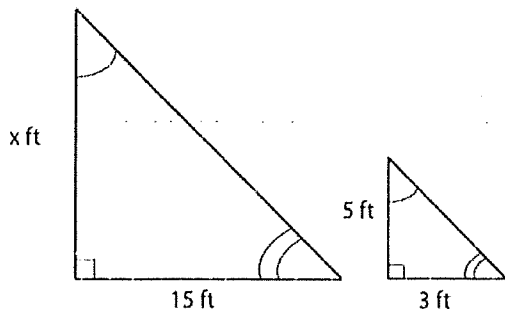
**Complete all of the problems below. SHOW ALL WORK.**

1



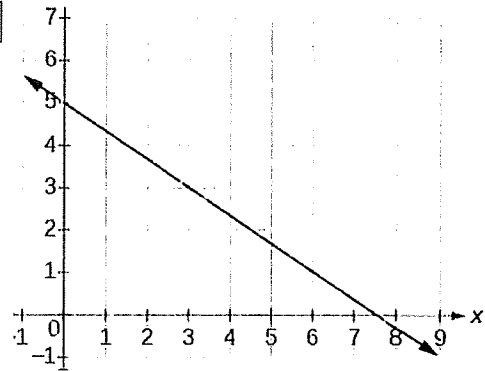
What is the slope of this line?

3



These two triangles are similar triangles. If the smaller triangle is dilated to become the bigger triangle, what would the length of side x be?

2



A student determined that the slope of this line is  $\frac{3}{2}$ . Do you agree or disagree? If you agree state why; if you disagree what corrections would you need to make to help this student pass his math test?

4

What is the slope of a line that passes through the points (2,4) and (8,2)

7

A system of equations is shown.

$$\begin{cases} x = 6 \\ 3x + 5y = 13 \end{cases}$$

What is the y value of the solution to the system of equations?

Enter your answer in the box. Enter **only** your answer.

y =

# Westward Expansion: The Louisiana Purchase

By USHistory.org, adapted by Newsela staff on 02.21.17

Word Count 811

Level 940L

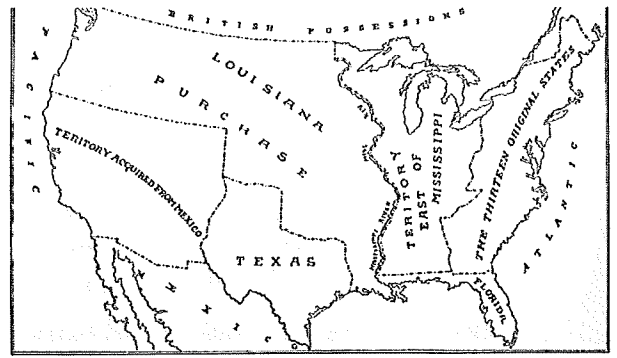


TOP: The third signing of the Louisiana Treaty, which occurred in New Orleans, is depicted. MIDDLE: Official White House portrait of Thomas Jefferson. BOTTOM: Map showing the extent of the Louisiana Purchase. Photos from: Wikimedia Commons.

Thomas Jefferson believed that the ideal government was an agrarian democracy. A democracy is a system of government in which the citizens exercise power by electing their representatives. An agrarian democracy is one whose economy is based on the production of crops.

Jefferson was president of the United States from 1801 to 1809. During his presidency, he felt that American's agrarian society was at risk. The United States had just become its own country. The growth of city-based industry, and the transition from farming to factory work, threatened to take

The decision to make this purchase was not easy for Jefferson. He felt strongly that the central government should stay small and simple, and spend little. As president he reduced the size of the federal government by ending taxes on individuals' property and the goods they purchased. He also reduced the size of the army and navy. His desire to limit the federal government flowed from his strict interpretation of the Constitution. Spending an enormous amount on land was in direct opposition to Jefferson's long-held principles.



### **Some were not happy about deal**

Nevertheless, the deal was struck in April 1803. Not everyone was happy about it. Some complained that Jefferson had clearly not followed his own strict interpretation of the U.S. Constitution. They argued that the Constitution didn't allow the federal government to purchase new land.

In the end, Jefferson decided that the Constitution did allow him to make the purchase. He said that it fell under his powers to make treaties, agreements with other governments. Most of the Senate agreed. The Louisiana Purchase easily passed, with 26 votes in favor of the purchase and 6 against it.

The large growth of the country's size also contradicted Jefferson's wish to quickly reduce the national debt. Although \$15 million was a small sum for such a large amount of land, it was still an enormous price tag back then.

### **New territory leads to 13 new states**

The Louisiana Purchase demonstrates Jefferson's ability to make sensible political decisions. Although the purchase was contrary to his principles, it guaranteed western growth, which was more important to Jefferson's overall vision for the new country. He took bold action and the gains were big. The new territory would in time add 13 new states to the country.

In 1812, Louisiana became the first state to join the country from land bought in the purchase. Louisiana was allowed to enter the United States with its French legal ways largely in place.

# All about waves

## Waves and their properties

Have you ever thrown a pebble into a pond and seen the ripples that fan out from where the stone lands? Then you have seen the effects of energy moving through a medium. A **medium** is a term used to describe the matter through which energy moves. Mediums can be solid (like metal), liquid (like water), or even gases (like air). For example, when you see waves at the beach, you are witnessing energy move through the water. Therefore, water would be the medium. When you look out of the window and see the light coming in, you are seeing light energy move through the window. In this example, the window would be the medium.

All waves result from vibrations. These vibrations send energy throughout the wave. A wave will only travel as long as there is energy. When the energy runs out, the wave ceases. There are two different types of waves, **mechanical waves** and **electromagnetic waves**. Each type of wave is characterized by the way in which the molecules in the medium move. Look around your environment. List some examples of waves that you see around you.

### Define it!

What is a medium?

### Write it!

How do waves relate to energy?

### Explain it!

How does a wave begin?

### See it!

What are three examples of waves in your environment?

## Our Classroom Community 🏛️

6. During quarter 3, I was a positive and meaningful member of our classroom community. (This means you did not distract your peers, you uplifted others and never put anyone down!)

**Never**                      **Sometimes**                      **Often**                      **Always**

7. During quarter 3, I showed respect to myself, my peers, my teacher, and the physical classroom.

**Never**                      **Sometimes**                      **Often**                      **Always**

8. During quarter 3, I created and upheld a safe and inclusive learning environment for everyone.

**Never**                      **Sometimes**                      **Often**                      **Always**

Choose one area to improve upon, what will you focus on in quarter 4? Remember, the goal of this last quarter together is to ensure you leave BVIS as prepared for high school as possible!

---

---

---

## Me as a Learner 🧠

9. I showed up to class with all materials, including a pencil and a fully charged chromebook.

**Never**                      **Sometimes**                      **Often**                      **Always**

10. I came to class with a positive attitude and a willingness to learn.

**Never**                      **Sometimes**                      **Often**                      **Always**

11. I was principled and turned my work in on time and at high quality.

**Never**                      **Sometimes**                      **Often**                      **Always**

<hr/> <hr/> <hr/> <hr/>
-------------------------

Supports & Our Class 🍷

19. I am looking forward to being able to pick the book I read during quarter 4.

**Not at All**                      **Sort of**                      **Mostly**                      **Definitely**

20. I feel properly supported by Ms. Alley and know what supports I have accessible to me.

**Never**                      **Sometimes**                      **Often**                      **Always**

21. I have enjoyed when Ms. Alley runs a small group at the back table to check in with me.

**Never**                      **Sometimes**                      **Often**                      **Always**

22. I feel heard and supported during class. I know how to advocate for my needs.

**Never**                      **Sometimes**                      **Often**                      **Always**

<p>Anything else you would like to reflect on or share so that I can help you grow as much as possible as a reader, writer or human during quarter 4?</p> <hr/> <hr/> <hr/> <hr/> <hr/> <hr/> <hr/> <hr/>
---

## 3 Ways Graphic Novels Benefit Reading Skills

These books improve literacy skills and encourage kids to dive into books for fun — the perfect recipe for a love of reading.

BY SCHOLASTIC EDITORS DEC 01, 2022

There are some myths about reading that tend to be perpetuated relentlessly. One of them: That graphic novels don't count as "real reading."

However, teachers and literacy experts disagree with this. Graphic novels will improve your child's reading skills like any other book would, and they are fantastic choices for reading outside of class.

Here are three reasons you should encourage your child to read graphic novels throughout the year:

**1. Graphic novels are *full of text*.** Sure, they have drawings, illustrations, and sometimes photos, but they also have text that readers must actually decode, analyze, and comprehend.

With graphic novels, kids still must follow plots and character development. They must understand cause and effect, and they must learn about perspective. All of these things will improve their reading comprehension.

**2. Graphic novels are *engaging*.** Often, especially for reluctant readers, graphic novels add the extra support kids need to help them through a text. The combination of text and pictures can be particularly captivating, providing context for stories that kids might not completely understand otherwise.

**3. Graphic novels are *high-quality reading material*.** Just like traditional novels, graphic novels have exciting and complex plots, characters, and conflicts. The plots have twists and turns. Characters are developed and dynamic. Conflicts are presented, unwound, and resolved like they are in other texts. The only difference is that graphic novels have more images to support the development.

Introduce the great graphic novels below to your reader and follow along! We promise that you'll be drawn in to these books also. You can discover graphic novels and much more at The Scholastic Store