

CSC Meeting

11.21





Warm Welcome

- What are your holiday plans?
OR
- What is your favorite Thanksgiving side or main dish?





Agenda

1. Major Improvement Strategies Update - (MIS)
2. Unit test and Interim Wins
3. English Language Development (ELD) @ BVIS
4. Yeti Watch Release Week update!
5. Hiring Updates
6. Attendance Updates





MIS Updates

MJS 1 Attendance

DPS OA Goal:
90%

BVJS OA:
89.58%

DPS chronically absent
goal: **43%**

BVJS CA:
46%

MJS 2 School Culture

*Closing the loop with teachers
after incidents/ support forms/ dial
zero.

*Supporting teachers with specific
strategies for managing level 1
behaviors.

*Supporting students with thorough
classroom re-entry strategies

*Continue to make PASS Class
Projects relevant and moving
students toward making better
choices

***Decrease OSS by 30%**

93 OSS to 51

***Current 11; this time last year 18**

MJS 3 Academics

**We'll come back to this
when we share out our
interim results!**

**Interim = Big tests in
SS 7th
Science 8th
Math 6-8th
LA 6-8th**





Math Most Current Unit Assessment

Grade	Average % Correct
6th	37.7% Below District average ; DPS average: 45.1%
7th	61.1% Above District average ; DPS average: 47%
8th	41.2% Above District average ; DPS average: 33.3%

Common Schools - Average % Correct	
West	6th - 48.1% 7th - 35.2% 8th - N/A
Montbello	6th - 30% 7th - 40.8% 8th - N/A
Lake	Data not available
Hamilton	6th - 63.7% 7th - 52.2% 8th - 40.1%
Manual	6th - 35.9% 7th - 49.2% 8th - 48.6%





LA Most Current Unit Assessment

	% Correct	% Meets / Exceeds
6th	47.5% Below (DPS average: 48.84%)	45.45% (DPS average: 48.84%)
7th	64.51% Above (DPS average 60.91%)	81.71% (DPS average: 60.91)
8th	41.52% Below (DPS average 46.21%)	41.41% (DPS average: 46.21)

		Average % correct	% Meets / Exceeds
Montbello Middle School			
	6	37.56%	38.46%
	7	52.33%	60.47%
	8	35.57%	35.71%
	Average Overall	41.82%	44.88%
West Middle School			
	6	26.67%	20%
	7	52.50%	65.38%
	8	42.45%	42.86%
	Average Overall	40.54%	42.75%
Hamilton Middle School			
	6	51.23%	54.38%
	7	59.08%	76.22%
	8	48.05%	57.53%
	Average Overall	52.79%	62.71%



SS Most Current Unit Assessment

6th	61.7% Correct
7th	66.3% Correct
8th	60.4% Correct

Science Most Current Unit Assessment

6th	31.1% Correct ** Incomplete Data
7th	59.5% Correct
8th	51.1% Correct





Math Interim Assessment

6th	6th : 27% correct ; 34% on track
7th	7th: 25% correct ; 36% on track
8th	8th: 27% correct ; 30% on track

Common Schools GREEN = WE'RE ABOVE common schools

West	6th: 23% correct; 27% on track 7th: 23% correct; 31% on track 8th: 23% correct ; 24% on track
Montbello	6th: 22% correct ; 22% on track 7th: 25% correct ; 33% on track 8th: 21% correct ; 6% on track
Lake	6th: 20% correct ; 16% on track 7th: 17% correct ; 6% on track 8th: 15% correct ; 8th on track
Hamilton	6th: 27% correct ; 33% on track 7th: 25% correct ; 23% on track 8th: 25% correct; 22% on track
Manual	6th: 23% correct; 30% on track 7th: 24% correct; 27% on track



LA Most Current Interim Assessment

6th	6th: 38% correct ; 31% on track
7th	7th: 47% correct ; 47% on track
8th	8th: 33% correct ; 18% on track

Common Schools GREEN = WE'RE ABOVE common schools

West	6th: 28% correct; 5% on track 7th: 27% correct ; 3% on track 8th: 31% correct; 6% on track
Montbello	6th: 23% correct ; 1% on track 7th: 31% correct; 10% on track 8th: 25% correct; 5 % on track
Lake	6th: 30% correct ; 13% on track 7th: 29% correct ; 11% on track 8th: 26% correct ; 9% on track
Hamilton	6th: 33% correct; 18% on track 7th: 30% correct ; 14% on track 8th: 32% correct ; 19% on track
Manual	6th: 37% correct; 6% on track 7th: 26% correct; 0% on track 8th: 37% correct ; 17% on track





SS Most Current Interim Assessment

7th

87 ; 43.2% correct ; 58.6% on track

Science Most Current Interim Assessment

8th

98 ; 39.8% correct ; 69.4% on track





ELD Class - English Language Development

Why ELD?

- ELD ensures non-native English speakers receive the support needed to achieve English proficiency and succeed academically.
- The ELD department spent the first two months of school assessing students' language proficiency.
- In October, we created new multi-grade-level classes to provide more targeted instruction and maximize student progress.





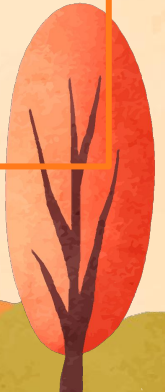
English Language Development Services

Dedicated ELD

ELD class is a class that supplements student regular English Language Arts class and develops students' academic English language proficiency.




Integrated ELD

In all other content areas students receive meaningful access to grade-level academic content via differentiated instruction.





Current Sections

- **Level 1 and 2 students** - beginning English learners
 - **Focus:** Sight words, basic grammar and spelling, beginning reading, beginning speaking skills, dictation activities
 - **Level 3 students (two sections)** - students who are approximate halfway toward proficiency based on assessment scores
 - **Focus:** Content vocabulary, analyzing and discussion of non-fiction text, upper level spelling and grammar
 - **Level 4 students** - these students will most likely be ready to exit after the ACCESS test in Jan.
 - **Focus:** Content vocabulary, individual areas of need for upcoming ACCESS test
- 
- 
- 



ACCESS Test

- **ACCESS for ELLs** is a test used to determine the English Language Proficiency levels of Multilingual learners in the Listening, Reading, Speaking, and Writing
- Students receive a score between 1 and 6 in each of the four areas above, a combined literacy score, and an overall score.
- Students take the Listening and Reading sections of the test in groups of about fifteen to twenty. Students then take the speaking and writing sections in smaller groups of 4 to 5.
- Students will take the test in mid-January 2025





ACCESS Test

- Please encourage your student to do their best during ACCESS test!
- In order to be eligible for exiting ELD, students must score at least a 4 in Literacy (Reading +Writing) and a 4 overall.
- Once exited from ELD, students must maintain a C or better in their core classes, and continue to demonstrate proficiency on the ACCESS test for two more years or they will be returned to ELD classes for support.





Seal of Biliteracy

Awarded to HS graduates who demonstrate proficiency in both English and a foreign language

How to Qualify

- Students must have a B average in their high school English courses and demonstrate proficiency in the foreign language of their choice. For most students this will be their native language. The easiest way to do this for our Spanish speakers is to take AP Spanish and pass the final exam with a 3, 4, or 5.
- Students can be awarded either the DPS Seal of Biliteracy or the Colorado Seal of Biliteracy

Benefits

- Most importantly, being fully biliterate strengthens students' connections to their native cultures and honors their traditions, while preparing them for their future careers
- Being fully literate in a foreign language is highly desirable job skill in all careers
- The DPS Seal of Biliteracy qualifies graduates to take the state exam for translators.
- The Colorado Seal of Biliteracy qualifies graduates to automatically go to work as interpreters with a starting wage of as much as \$80/hr.





Parent partnership

How you can help your student at home...

- Encourage your child read 20 minutes every single day
- Ask your child questions about what they are reading
- Watch movies together and discuss the story and characters
- Attendance! Make sure your child comes to school every day





ELD @ BV!

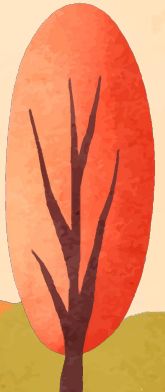


Ms. Julie Waugh

ELD Teacher
Twenty-seven years - teaching
English, Social Studies, HS ELD, and
now MS ELD

Ms. Hailey Triggs

Language Content Lead
Math Coach





Hiring Updates

- Gabriel Cannon - Assistant Principal no longer here
- *HIRED* Jordyn Romero - Start date is 11.22
 - She will run our PASS class all day.
 - We don't want kids to love her :)





Class Sizes 6th!

6th Grade

Subject & Teacher		SEL	Period 2	Period 3	Period 4	Period 5	Period 6	Period 7	Period 8
Language Arts	Mizerak	13	21	25	23		26		19
Math	Jones	14	Math Int		26			Math Int	23
Math Intervention	Mantell	14	17		Math Int			26	Math Int
Science	Miller	14		26	20		26		19
Social Studies	Kane	15	18		23		26	25	





Class Sizes 7th!

7th Grade

Subject & Teacher		SEL	Period 2	Period 3	Period 4	Period 5	Period 6	Period 7	Period 8
Language Arts	Sheffield	15		19		26	26		23
Math	Graves	15	28			26		19	21
Math Intervention	Gonzales	17	Math Int			Math Int	Math	Math Int	Math Int
Science	Arndt	16		19		25		24	25
Social Studies	Easter	15	27	19		Plan	27	21	





Class Sizes 8th!

8th Grade

Subject & Teacher		SEL	Period 2	Period 3	Period 4	Period 5	Period 6	Period 7	Period 8
Language Arts	Beckman	14		Creative Writing 7th = 7 8th = 14	22		20		26
Language Arts	Bruder	15	24				25		
Math	Triggs	15	24						22
Math & Science	Donna	16		24	26			25	20
Math Intervention	Morty	17	Math Int		Math Int			Math Int	Math Int
Science	Whatley	14		29	20		21		22
Social Studies	Murphy	13	22	25			23	20	
Social Studies	Jenners	SEL Support					28	StuCo 7th = 19 8th = 11	



Class Sizes Integrated Arts!

Integrated Arts

Subject & Teacher		SEL	Period 2	Period 3	Period 4 8th	Period 5 6th and 7th	Period 6	Period 7	Period 8
Visual Arts	Sprague	14	24	19			17	26	
Visual Arts	Trujillo	15	17		15		17	25	
Drama/Choir	Santana	12	19	Choir 7th = 12 8th = 14				20	Drama 7th = 13 8th = 14
Band	Kenney	SEL Support						Band 7th = 11 8th = 10	6th = 24
Physical Education	Hubbard	17	19		24		22	PE 8-3	
Physical Education	Santistevan	SEL Support	20	21			19		PE 7th = 9 8th = 12
Uplift	Co Uplift					7th only = 17			
English Language Development	Waugh		ELD 1 (L1/2) 6th=4 7th= 4 8th = 3	ELD 2 (L3) 6th=1 7th= 4 8th = 10			ELD 4 6th=6 7th= 3 8th = 1		ELD 3 (L3/4) 6th=3 7th= 2 8th = 2
Creative Writing	Beckman	See 8th		Creative Writing 7th = 7 8th =14	See 8th		See 8th		See 8th
Student Council	Jenners	SEL Support					Ind & Soc-8	StuCo 7th = 19 8th = 11	



Class Sizes Special Education!

SPED / Intervention - DRAFT


Subject & Teacher		Period 1 (LC)	Period 2	Period 3	Period 4	Period 5	Period 6	Period 7	Period 8
Mild Mod/SPED	Saunders		Math/Lit Pull-Out (all grades)				7th = 3		
Mild Mod/SPED	Buenaventura		7th/8th push-in Graves MWF Triggs TTH	6	Math Pull-Out (all grades)			7th/8th push-in Sinco MWF Graves TTH	
Mild Mod/SPED	Paim		8th grade co-taught	9	Lit Pull-Out (all grades)		7th grade co-taught		
Affective Needs Center	Washburn	SEL - Mixed	4	4	4	4	4	4	4
Multi Intensive Center	Welch		12	12	7th lunch	6th/8th lunch	12	12	12





Have a wonderful Thanksgiving Break!

No meeting in December!



**We will see you in the New Year
on Thursday January 30th,
2025!**

