



CSC 11.20

Break is upon us!
Whoooooop!!!! Your kids are
ALL YOURS for a week!

TABLE OF CONTENTS

- 01 Projections for 26-27
- 02 Class numbers
- 03 MIS #1 - Attendance
- 04 MIS #2 - Culture - Discipline Team Supports
- 05 MIS #3 - Interim Updates



Projections

25-26 District Projections

6th: 100

7th: 88

8th: 92

Total: 280

25-26 BVMS Actual

6th: 113 (+13)

7th: 98 (+10)

8th: 101 (+9)

Total: 312 (+32)

26-27 District Projections

6th: 108

7th: 105

8th: 90

Total: 303 (-9)

26-27 BVMS Projected Ranges

6th: 108-114

7th: 105-114

8th: 90-100

Total: 303 to 328 (-9 to +16)

Projection Impacts

- A funding level of 303 students is down 9 students from now
 - This represents a loss of ~\$120,000
- We are also losing ~\$175,000 in tiered supports money
- There is a small negative impact from annual employee salary increases and potentially larger state funding decrease (*unknown*)
- The combined loss at face value is just shy of \$300k
- Our reserves are healthy at over \$250k currently

Projection Impacts

However...

- This year we were funded at 280 students but ended up 32 students higher
- We received only about half the funding we would normally receive for those 32 students

Based on what we know now...

- 303 students means budget deficit of \$100k (could be covered from reserves)
- 316 students means a slight budget surplus ~\$40k

6th Grade Class Sizes

6th GRADE

Teacher Name	Period 1 (LC)	Period 2	Period 3	Period 4	Period 5	Period 6	Period 7	Period 8
ELA - Johnson	19	27	Plan	28	Lunch	27	ELA Off	26
Math Inv - Jones	20	Math Inv 6 (Push In)	Plan	13	Lunch	Math Inv 6 (Push In)	18	Math Off
Math - Mantell	18	21	Plan	30	Lunch	28	31	Math Off
Science - Miller	18	Sci Off	28	Plan	Lunch	24	29	27
Social Studies - Kane	19	Plan	29	28	Lunch	Soc Off	29	22

7th Grade Class Sizes

7th GRADE								
Teacher Name	Period 1 (LC)	Period 2	Period 3	Period 4	Period 5	Period 6	Period 7	Period 8
ELA - Sheffield	18	Plan	27	Lunch	19	24	ELA Off	21
Math Inv - Gonzales	n/a	Math Inv 7(Push In)	Plan	Lunch	13	Math Inv 7 (Push In)	Math Inv 7 (Push In)	Math Off Math Off
Math - Graves	20	28		Lunch	17	22	24	
Sci - Arndt	19	Sci Off	25	Lunch	20	24	Plan	21
Soc - Easter	n/a	29	Plan	Lunch	21	Soc Off	21	20

8th Grade Class Sizes

8th GRADE								
Teacher Name	Period 1 (LC)	Period 2	Period 3	Period 4	Period 5	Period 6	Period 7	Period 8
ELA - Beckman	16	28	23	Plan	Lunch	22	ELA Off	25
Math Inv - Morty	17	14 (Inv)	21	9 (Inv)	Lunch	Plan	23	Math Off
Math - Triggs	16	27	ILT Off	27	Lunch	Plan	Plan	Math Off
Sci - Whatley	16	Sci Off	23	29	Lunch	26	Plan	22
Soc - Murphy	17	27	21	Plan	Lunch	Soc Off	30	22

Integrated Arts Class Sizes

Integrated Arts								
Teacher Name	Period 1 (LC)	Period 2	Period 3	Period 4 7th	Period 5 7th and 8th	Period 6	Period 7	Period 8
Art - Burney	18	Art 6- 20	Art 7- 16	Plan	Lunch	Art 8-	Plan	Art 7/8 YL - 11+11
Drama/Choir - Santana	19	Drama 7- 19	Drama 6-26	Plan	Lunch	Choir 6-16	Choir 7/8 YL - 25+11	Plan
Band/Music - Romo	17	Music 7- 16	Music 6- 21	Plan	Lunch	Plan	Band 7/8 - 1+14+12	Band 6-30
PE - Santistevan	SEL Support	PE 6- 25	PE 7- 13		Lunch	PE 8- 19	PE 7/8 -9+14	Plan
StuCo/Health - Jenners	17	int	ILT Off	Plan	Lunch	Soc Off	Health 7/8 - 4+11	StuCo 7/8 YL - 15+1
Lit Int (PO) - Bruder	SEL Support	Plan	ILT Off	Lit Int 8-11	Lunch	Lit Int 7-1 0	ELA Off	Plan
Uplift - Macayla	Plan			Uplift 8 YL - 22	Lunch			

English Language Development, Center Based Special Education & Mild Mod Class Sizes

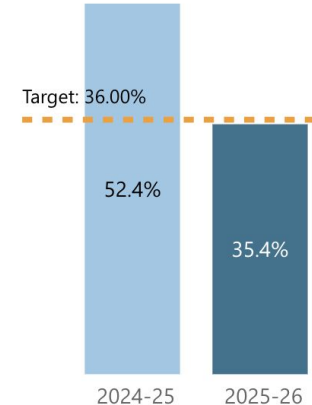
English Language Development, SPED and Centers (MI & AN)								
	Period 1 (LC)	Period 2	Period 3	Period 4	Period 5	Period 6	Period 7	Period 8
ELD - Light	ISA Plan	5+3+3	4+4+3	Plan	Lunch	3+4+6	ELA Off	3+5+4
Mild Mod - Guia	SPED Plan	M, T, Th, F - Push in 7/8 W - Plan	3+3 (7/8)	M, T, Th, F - Plan, W - Push in 6	Lunch	3+5 (7/8)	Push In 6/7/8	Math Off
Mild Mod - Paim	SPED Plan	M, Th - Push in 8 T/W/F - Plan	4+4 (7/8)	M, T, Th, F - Plan W - Push in 6th	W, Th - Pl - Push in 7	3+5 (7/8)	ELA Off	Push In 6/7/8
Mild Mod - Saunders	SPED Plan	12 (6th)	ILT Off	Lit Int 6th-9	Lunch	12	ELA Off	Plan
AN - Washburn	2+2+3	7			Lunch			
MI - Welch	Plan	11			Lunch			

MIS #1 - Attendance

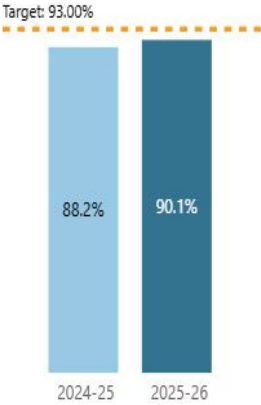
- Current OA Data: 90.1% (last year 86.9)
- Tardy Data:
 - 2,312 All periods 24-25;
1,113 25-26 - Reduction 39.96%
- Tardy Data no P1:
 - 1,175 24-25; 393 25-26 -
Reduction 64.64%

- Chronic Attendance (CA) Target: 36%
- Current CA Data:
 - 35.4% (last year we were 52.4%)

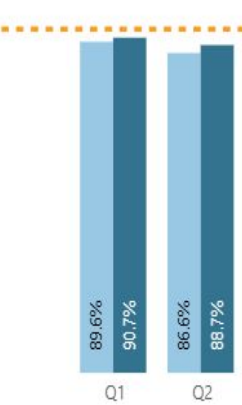
**LET'S
GO!**



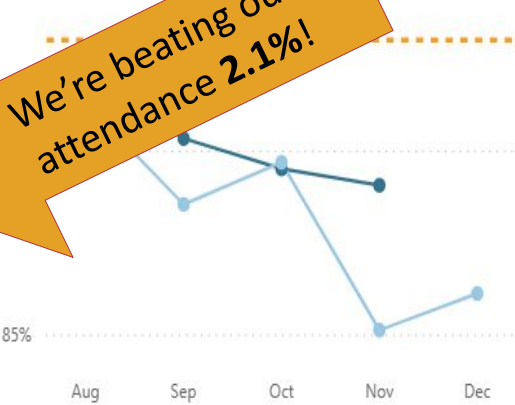
Attendance By Year



Attendance By Term



Attendance By Month



Attendance By Fiscal Week

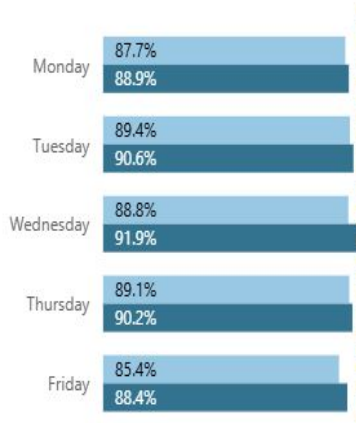


Attendance

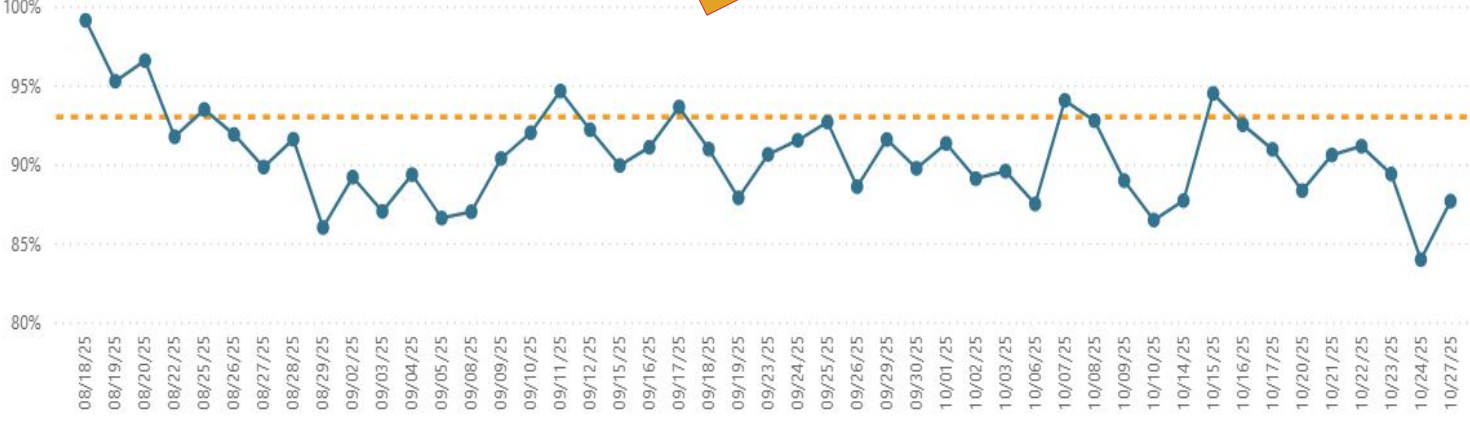
We're beating our attendance 2.1%!

We are trending above!

Attendance By Day of Week

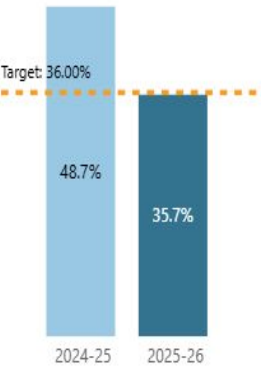


Attendance By Day

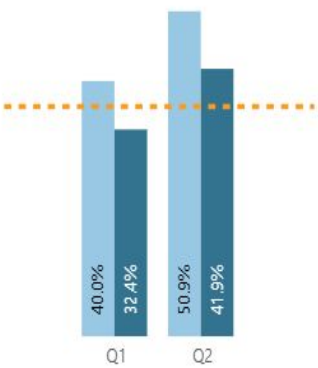


Chronic

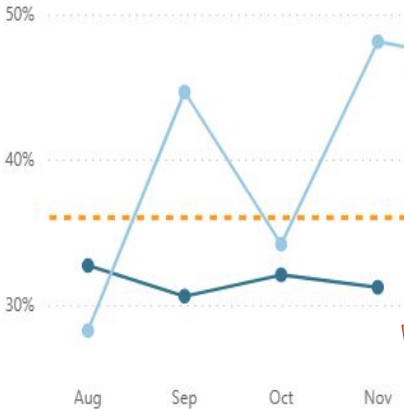
Chronic Absenteeism By Year



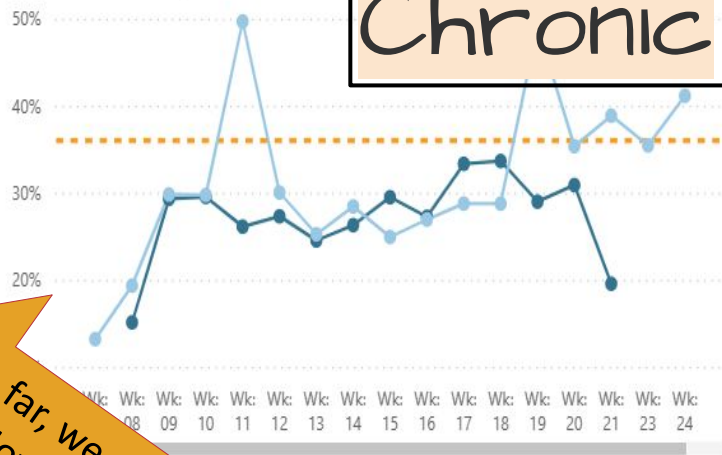
Chronic Absenteeism By Term



Chronic Absenteeism By Month

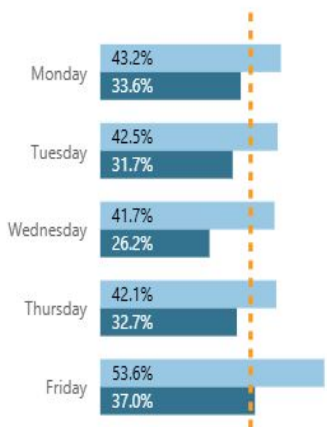


Chronic Absenteeism By Fiscal Week

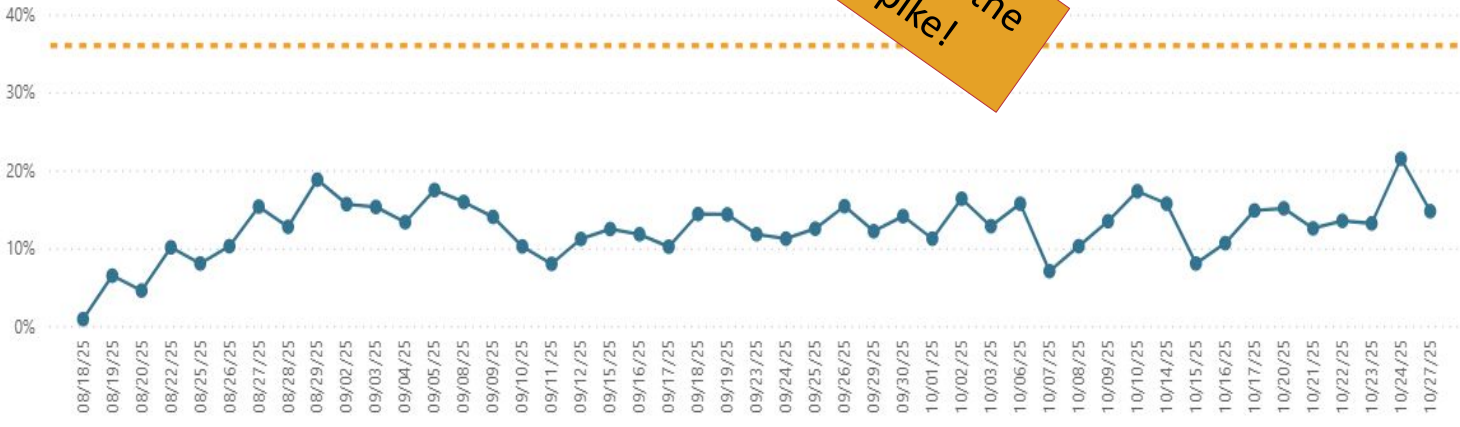


So far, we are avoiding the November spike!

Chronic Absenteeism By Day of Week



Chronic Absenteeism By Day



Where are we? (9/15 - 10/20)

Cycle 1

Outreach phone calls have had one of two effects:

1. A **positive** effect, resulting in improved attendance
2. **Little to no effect**, with attendance remaining the **same** or **worsening**

Cycle 2

As of the **10/20** data pull, **new students** have emerged as **attendance concerns**.

Next Steps

1. **Improved attendance** Thank you postcards!
 - a. **Who:** Morgan, Katie, Guia
2. **The same or worsening attendance** -attendance meeting
 - a. **Who:** Rachael / Triggs
3. **New attendance concerns** - outreach phone calls
 - a. **Who:** Morgan, Katie, Guia

Next Steps

Improved Attendance Postcard Template

Dear [Family Name],

We've noticed [Student Name] has been coming to school more often! It's been wonderful to see [him/her/them] in class each day. Your support is appreciated!

With gratitude,
Bear Valley Family

Tracker

Continuing Attendance Concerns

Student Name _____

Grade 6th 7th 8th (circle one)

Current attendance rate (as of 10/20) = _____ %

Chronically absent as of this year? YES or NO (circle one)

PY attendance rate = _____

PY Chronically absent? YES or NO (circle one)

Context:

Family connection

Who did you speak to? _____

Date contact made = _____

Meeting scheduled? YES or NO (circle one) _____

MIS #2 - Culture

Trend:

● Ov

○

We have significant behavior issues with a handful of students who, when present, negatively affect the culture.

○

Out of school incidents (texting, social media drama, fights, conflict between families, and some significant trauma) bleed into BVMS resulting in behavior incidents the next day(s). We have upheld the discipline matrix with ISS and OSS. We have worked tirelessly with families to determine best next steps for families with varying degrees of success.

● Ov

○

○

- Re-entry meetings
- Switching preferred point of contact
 - Safety Plans
 - Family Resources

Mostly ISS

Supports for
tion

in home
e who
ol)

MIS #3 - DDI / Instruction

● District Targets

- ELA Target - 49% Meets / Exceeds
- Math Target - 36%
- Science Target - 21%

ELA (Meets and Exceeds):

6th - 49%

7th - 37%

8th - 30%

Math (Meets and Exceeds):

6th - 26%

7th - 15% (45% Approaching Band)

8th - 39%

Science (Meets and Exceeds):

8th - 26%

Social Studies (Meets and Exceeds):

7th - 6% (33% Approaching Band)