

HOW TO GET INTO LC ON THE FIRST DAY OF SCHOOL

When: Monday August 24th at 8:30AM

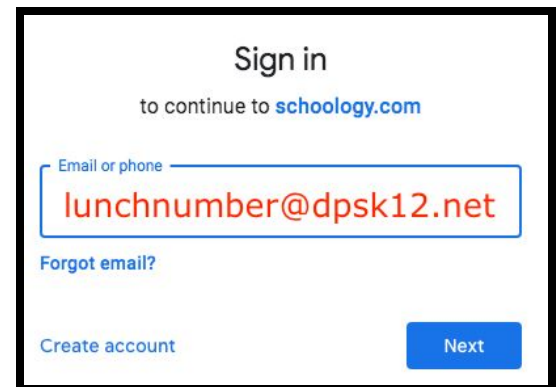
Make sure you give yourself plenty of time to get logged in! You can always join a little early!

Step 1: Open Schoology by going to

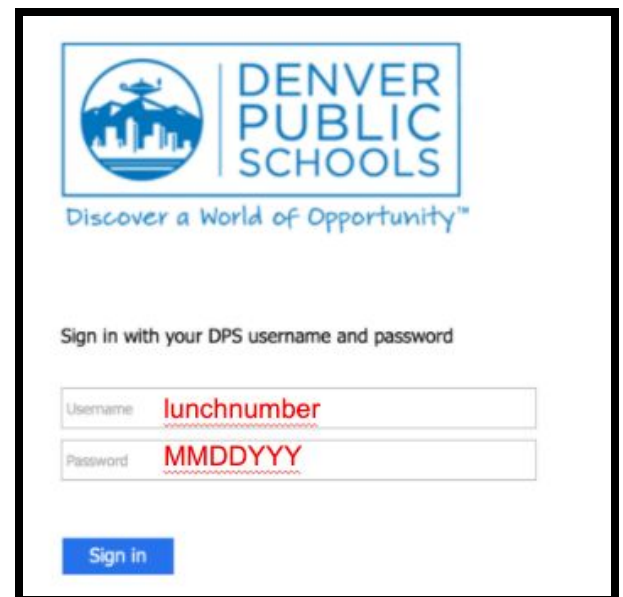
<https://schoology.dpsk12.org>

Step 2: Login to schoology using your DPS information (lunch number and 8 digit birthday)

If you do not know your lunch number, please look in student portal or reach out to your LC mentor




Step 3: Login with your lunch number and birthday

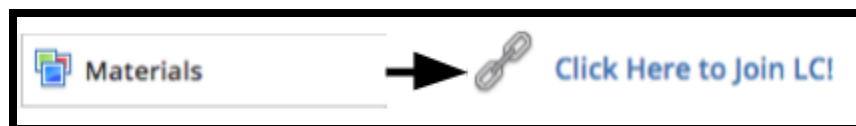


NEXT PAGE ➡➡

Step 4: Click “courses” at the top and select “advisement” which has a yellow thumbnail



Step 5: Click materials on the left and select the link at the very top to join LC



Step 6: Click the arrow in the top right to bring you into and make sure you are muted before you click “join now”

